

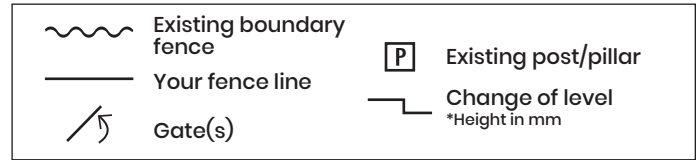


Fencing Sitemap

call **0411 332 417** email **sales@foothillsdiy.com.au**

HOW TO USE THIS PLAN

(1) Print this Page. (2) Draw a detailed **top view** of your Site Plan on the grid using symbols. (3) Measure out your proposed area and record specifications on your diagram with measurements in millimetres. Then email to us at sales@foothillsdiy.com.au

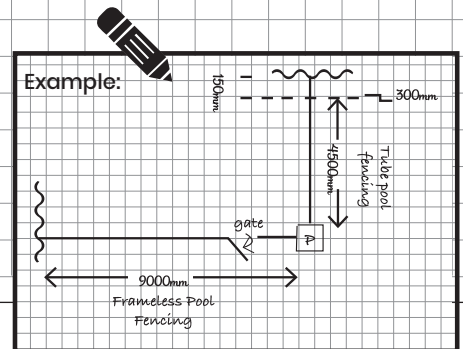
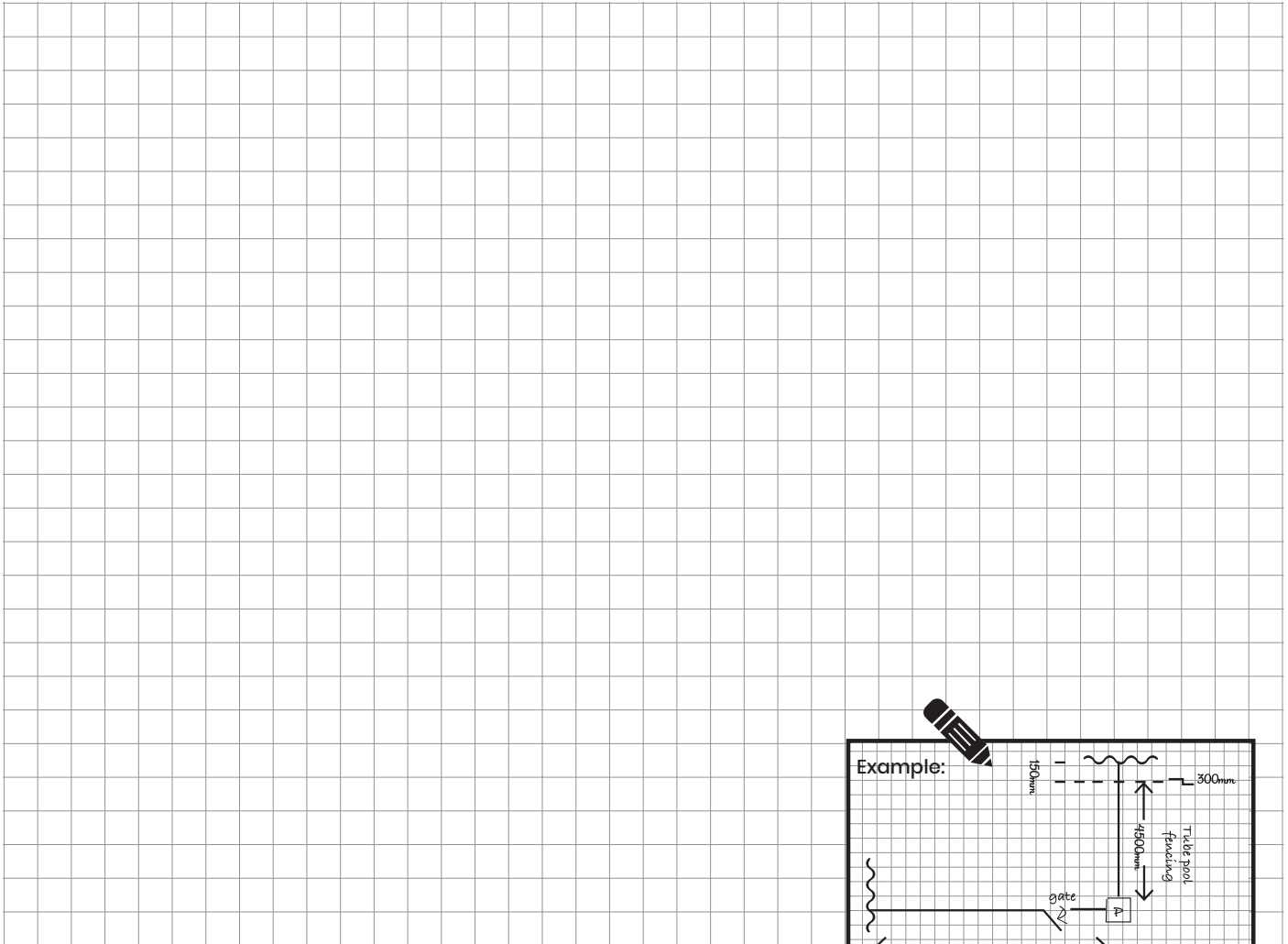


NAME:	_____
PHONE:	_____
SUBURB:	_____
EMAIL:	_____

STYLE/PRODUCTS REQUIRED

- | | |
|--|--|
| <input type="checkbox"/> Framelss Pool Fencing | <input type="checkbox"/> Combination Fencing |
| <input type="checkbox"/> Semi Framelss Pool Fencing | <input type="checkbox"/> Perforated Fencing |
| <input type="checkbox"/> Aluminium Tube Pool Fencing | <input type="checkbox"/> Base Plate Fixing |
| <input type="checkbox"/> Aluminum Slat Fencing | <input type="checkbox"/> Core Drill Fixing |

*Please tick required styles above and specify in drawing.



NOTES: Comments, questions or extra information.